

MINI EXCAVATORS



Concrete solutions. Always.


10ZT

Operating weight 1.060 kg
Engine power 7,6 kW - 10,0 HP

 **EUROCOMACH**[®]

Its extremely compact size allow it to pass through narrow spots and to be used in tight spaces where other machines cannot access.

Despite the low operating weight, the 10 ZT is very stable thanks to its enlarging undercarriage.



The undercarriage and blade can be widened from 760 mm to 990 mm, ensuring greater stability and thus complete operating mobility.

760 mm

990 mm

LIKE THE GREATEST, JUST SMALLER.

DIMENSIONS

The new zero tail type design combined with the pull down canopy with two uprights means that the 10 ZT excavator is your best ally in all situations: from small indoor demolition work to outdoor building and gardening applications.



The machine can be equipped with a protective rollbar with two or four uprights. The foldable two upright protection allows the excavator to be used in the tightest spots such as low areas and doors.



ZERO TAIL

The operator workstation is configured to be simple and intuitive.

The auxiliary hydraulic system and tilting are controlled by practical pedals that fold to prevent accidental use.



MAINTENANCE HAS NEVER BEEN SO EASY.

During maintenance operations, the driver seat can be easily lifted allowing access to all of the primary services: just a few gestures for major added value.

The service area under the seat not only makes control and cleaning easier, it also significantly reduces downtime, allowing quick access to all of the heat engine filters (fuel, oil and air) in addition to quicker topping up of cooling liquid, motor oil and hydraulic oil.



SAFETY

The safety belts and rollbar with FOPS level I and TOPS certificate provide all of the safety needed in the cab in the event of an accident.



ACCESSIBILITY

The seat can be lifted to directly access the service area.

TRANSPORT ACCESSIBLE TO ALL.

Besides easily passing through low spots, the 10 ZT is easily transported.



TRANSPORT

ECS: ONE CONCEPT, NUMEROUS POSSIBILITIES.

UTILITIES AND SERVICES

We listen to all your needs so we can propose the best possible machine solution.

We consider our products to be not only simple machines but the best opportunity for our clients.

Among the services provided, the following are available:

- Customized paint
- Various types of tracks
- Auxiliary line hookups customized by type and quantity
- Additional equipment

The many configurations available allow you to make the best choice in relation to the work to be performed.



OPTIONALS.

The wide range of equipment especially designed for Eurocomach mini excavators ensures the most appropriate use of the machine, maximizing performance.

A complete offer of optional fittings ensures the best performances.



Catalytic converter



Customized paint

10 ZT	
ENGINE	
Diesel engine, 3 cylinders, displacement 570 cc, watercooled	●
Electric preheater	●
Dry air filter with discharge valve and filter clogged indicator	●
Double cartridge air filter	●
Cartridge engine oil filter	●
Cartridge fuel filter	●
Fuel filter with transparent water separation container	●
Fuel tank discharge	●
Auxiliary liquid refrigerant expansion tank	●
CANOPY	
2 upright rollbar ROPS - TOPS - FOPS (Level I)	●
4 upright rollbar ROPS - TOPS - FOPS (Level I)	○
Adjustable seat	●
Safety Belt	●
Foot supports	●
Indicator light for hydraulic filter and engine air intake filter clog	●
Water temperature and fuel level indicators	●
Hour counter	●
High water temperature alarm	●
Warning buzzer	●
Single pole 12 volt power supply outlet	●

10 ZT	
SAFETY	
Machine blocking device during exit/access to the driver's seat	●
Pressure accumulator that allows the arm to be lowered in the event of an engine failure	●
HYDRAULIC SYSTEM	
Open circuit hydraulic system with fixed flow rate pump	●
Mechanical controls	●
Hydraulic oil intake filter	●
Rotation parking brake	●
Motion parking brake	●
Two speed motion system	●
Single and double effect hydraulic system	●
ELECTRICAL SYSTEM	
Work lights on the lifting arm	●
Supplementary work lights on the lifting arm	○
Supplementary front canopy/cap lights	○
Supplementary rear canopy/cap lights	○
Rotating light	○
Battery disconnect switch	●
Watertight connectors (IP67)	●

10 ZT	
UNDERCARRIAGE	
Variable track undercarriage	●
Backfill blade	●
Dozer blade cylinder protective casing	●
Motion engines casing	●
Rotating joint protective casing	●
Rubber tracks	●
4 anchoring points for transport	●
UTILITY	
Antitheft system	○
Geo-service system for locating and remote diagnostics	○
Second excavating arm 750 mm	●
Second excavating arm 900 mm	○
Colour customizations (RAL specific)	○
4 anchoring points for lifting	●
On-board visual fuel level indicator	●

STANDARD EQUIPMENT ●
OPTIONAL EQUIPMENT ○

TECHNICALS SPECIFICATIONS

Operating weight with folding bar	kg	1.060
Operating weight with canopy	kg	1.060
Travelling speed	km/h	1 ^a : 0 ÷ 1,8 / 2 ^a : 0 ÷ 3,8
Slew speed	rpm	9,5

ENGINE

Type	YANMAR 2TNV70 - Stage 5	
Max Power (2.300 rpm)	kW - HP	7,6 - 10,0
Displacement	cc	570
Number of cylinders	n°	2
Cooling	water	
Consumption	lt/h	1,6
Alternator	V (A)	12 (40)
Battery	V (Ah)	12 (45)

HYDRAULIC SYSTEM

Pump type	n°2 gear pumps	
Pump displacement	cc	4,8 + 4,8
Pump capacity	lt/min	23
Max. circuit calibration pressure	bar	170
Auxiliary system:	Max capacity	lt/min
	Max pressure	bar
		23
		180

PERFORMANCES

Max digging depth standard arm (optional arm)	mm	1.620 (1.770)
Max dumping height standard arm (optional arm)	mm	2.070 (2.180)
Bucket breaking force (standard arm) ISO 6015	daN	1.010
Arm breaking force (standard arm) ISO 6015	daN	752
Traction force	daN	1.050
Ground bearing pressure with folding bar (with canopy)	kg/cm ²	0,32 (0,32)
Max slope	60% - 30°	

DIMENSIONS

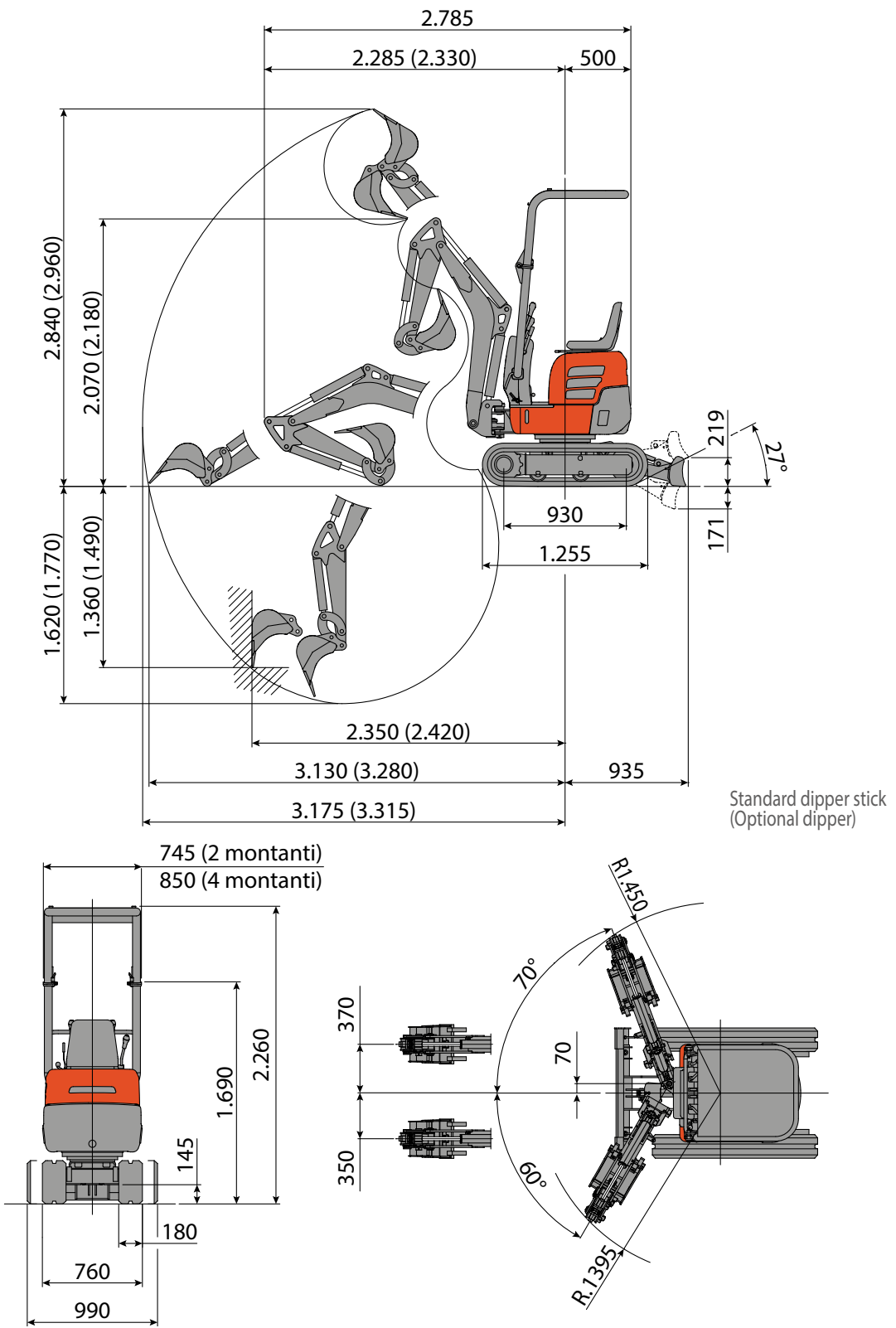
Maximum width	mm	760 - 990
Total height	mm	2.260
Rear rotation radius	mm	500
Digging arm length std (optional)	mm	750 (900)
Tracks width	mm	180
Rollers number (for each side)	n°	2

FILLINGS

Fuel tank	lt	9,5
Hydraulic oil tank	lt	9,5
Hydraulic circuit capacity	lt	15
Cooling system capacity	lt	5
Engine oil	lt	1,5

CONTROLS

Boom, dipper stick, bucket and turret swing	2 levers
Track movements (included counter rotation)	2 levers
Dozer blade	mechanical lever
Auxiliary circuit (simple or double effect)	left pedal
Boom swing	right pedal



LIFTING CAPACITY

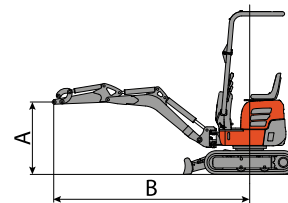
The lifting capacity is based on ISO 10567 and does not exceed 75% of the static tipping load or 87% of the hydraulic lifting capacity of the machine.

The straddle refers to the centre of rotation.

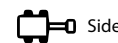
* Indicates the hydraulic load limit.

0 m refers to ground level.

The machine is understood to be equipped with a rollbar, rubber tracks, without a bucket, without a quick coupling and with fixed undercarriage.



Front



Side

Unit: ton

Raised Blade, Standard Arm (750 mm)

() the values in parenthesis are with variable undercarriage

A (m)	B (m)						
	1.0		2.0		MAX		
2.0					0,14 (0,14)	0,06 (0,08)	2,10 (2,10) m
1.0			0,25 (0,25)	0,15 (0,22)	0,15 (0,15)	0,07 (0,09)	2,70 (2,70) m
0			0,24 (0,24)	0,15 (0,21)	0,15 (0,15)	0,07 (0,09)	2,71 (2,71) m
-1.0	*0,42 (*0,42)	0,22 (*0,42)	0,24 (0,24)	0,15 (0,21)	0,20 (0,20)	0,12 (0,14)	2,14 (2,14) m

Lowered Blade, Standard Arm (750 mm)

() the values in parenthesis are with variable undercarriage

A (m)	B (m)						
	1.0		2.0		MAX		
2.0					0,14 (0,14)	0,06 (0,08)	2,10 (2,10) m
1.0			*0,39 (0,39)	0,15 (0,22)	0,15 (0,15)	0,07 (0,09)	2,70 (2,70) m
0			*0,33 (0,33)	0,15 (0,21)	0,15 (0,15)	0,07 (0,09)	2,71 (2,71) m
-1.0	*0,42 (*0,42)	0,22 (*0,42)	*0,33 (0,33)	0,15 (0,21)	0,20 (0,20)	0,12 (0,14)	2,14 (2,14) m

Raised Blade, Optional Arm (900 mm)

() the values in parenthesis are with variable undercarriage

A (m)	B (m)						
	1.0		2.0		MAX		
2.0					0,13 (0,13)	0,05 (0,08)	2,38 (2,38) m
1.0			0,24 (0,25)	0,14 (0,22)	0,14 (0,15)	0,06 (0,09)	2,91 (2,91) m
0			0,23 (0,23)	0,14 (0,21)	0,14 (0,15)	0,06 (0,09)	2,91 (2,91) m
-1.0	*0,41 (*0,42)	0,21 (*0,42)	0,23 (0,23)	0,14 (0,21)	0,19 (0,21)	0,11 (0,13)	2,41 (2,41) m

Lowered Blade, Optional Arm (900 mm)

() the values in parenthesis are with variable undercarriage

A (m)	B (m)						
	1.0		2.0		MAX		
2.0					0,13 (0,14)	0,05 (0,07)	2,38 (2,38) m
1.0			*0,38 (*0,38)	0,14 (0,22)	0,14 (0,15)	0,06 (0,09)	2,91 (2,91) m
0			*0,31 (*0,38)	0,14 (0,21)	0,14 (0,15)	0,06 (0,09)	2,91 (2,91) m
-1.0	*0,41 (*0,42)	0,21 (*0,42)	*0,31 (*0,32)	0,14 (0,21)	0,19 (0,20)	0,11 (0,13)	2,41 (2,41) m



COMPANY WITH
QUALITY SYSTEM
CERTIFIED BY DNV GL
= ISO 9001 =

The information contained in this brochure is of a general nature. Sampierana S.p.A. reserves the right to change the product technical data and characteristics at any time without prior notice. The photographs are for illustrative purposes only and do not necessarily refer to products in standard conditions. For instructions on the correct use of the products, please consult the use and maintenance manual. Sampierana S.p.A. shall not be liable for damages or injuries resulting from failure to follow the instructions contained in the use and maintenance manual.